



1st London Colney Cub Pack

Pioneer Activity Badge

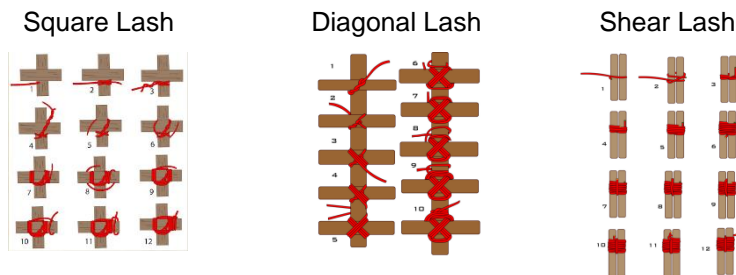


Name: _____

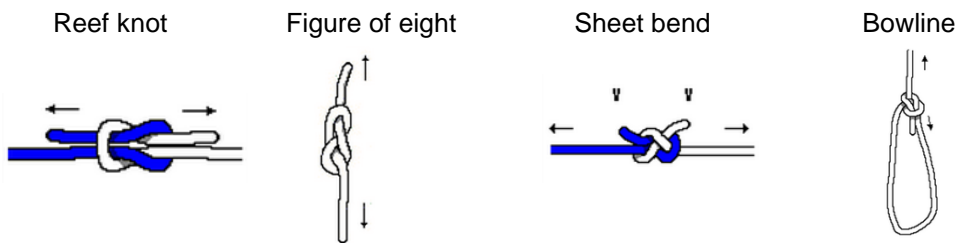
This is what you need to do to earn your badge.

1. Make your own rope, perhaps using a rope machine or working with a friend.
 - Use the guide to make a simple piece of rope, if you have time work with one of the leaders to make a longer piece with a rope machine.


2. Tie a simple lashing.



3. Show how you would:
 - tie three different knots, such as a reef, figure of eight, sheet bend or bowline



- make one hitch, such as a clove hitch, round turn and two half-hitches or a cow hitch.



4. Take part in a knot game. – What game did you play _____

5. Build an indoor pioneering project using simple knots and lashings. What did you build?

Draw a picture or glue a photo of your pioneering project in the space below, show that knots and lashes have been used and explain what they have been used.

