




**Leaf boats**  
Use twigs, leaves and bark to build a boat

# Leaf boats

## You will need:

- Bark
- Twigs
- Leaves
- A bit of mud



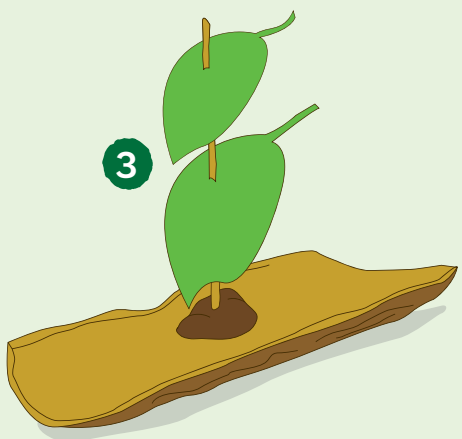
1

Choose a piece of bark or a curved leaf to make the hull, or bottom, of your boat.




2

Use mud to attach a straight twig to the hull. This is your mast.



3

Carefully thread a leaf or two onto the stick to make your sail.



4

Find a puddle or pond to sail your boat on. How far does it go?

Always take care around water!

**Experiment!** Try different sizes of hulls and types of leaves, and see how much cargo your boat can carry.

Feel free to copy and share this for personal and educational use – and don't forget there are loads more brilliant activities to download on our website!

[woodlandtrust.org.uk/naturedetectives](http://woodlandtrust.org.uk/naturedetectives) | 0330 333 5301 | [naturedetectives@woodlandtrust.org.uk](mailto:naturedetectives@woodlandtrust.org.uk)

f Search for 'nature detectives' | t #NatureDetectives

© Made in 2016 by the Woodland Trust (registered charity nos 294344 and SC038885)