

This activity contributes to the following badges:



Beaver Gardener Activity Badge



Cub Naturalist Activity Badge



Scout Naturalist Activity Badge

Beavers | Cubs | Scouts

# Make a plant prism

Build a rustic frame using sticks and twine to grow plants up

**Time:** 45 minutes

**Equipment**

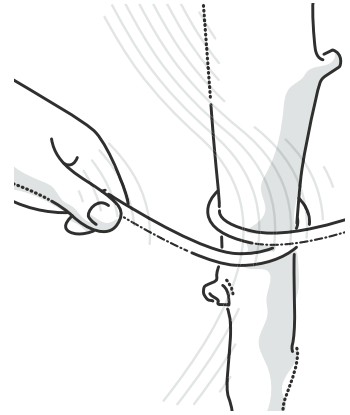
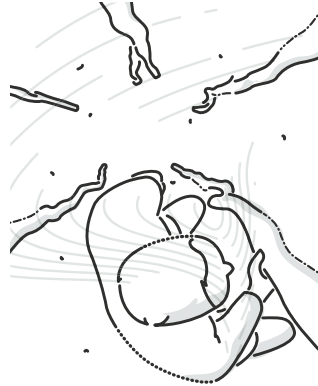
- At least five sturdy branches, like hazel or willow (about 2–3cm x 1–2m)
- Secateurs
- Ball of garden twine
- Scissors
- Large terracotta/stone plant pot (if not planting in the ground)
- Compost for planting (if using a pot)
- Climbing plants such as sweet peas, edible peas, runner beans, clematis or roses

**Instructions**

**1** Gather the branches. Carefully using the secateurs, these could be foraged by young people from a hedgerow or taken from a garden, with permission. They should all be of similar length. One end of each branch should be cut into a point. Use supervision appropriate for the age.

**2** Help the young people to choose a sunny spot outside your meeting place (if planting outside) or fill your plant pot with compost.


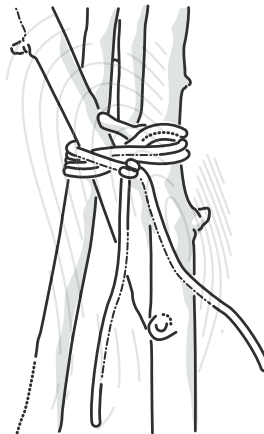
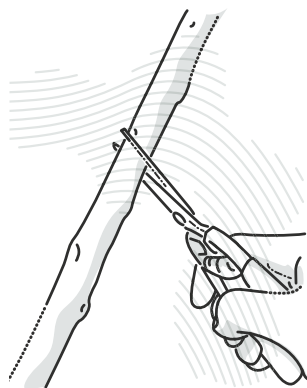
**3** Show them how to push the branches into the soil so that they are the same distance from each other, to form a circle.



**5** Next, they need to tie the end of the ball of twine to one of the twigs, just beneath the top of the prism. Releasing a little twine from the ball at a time, explain how to pass it behind and then around the next twig, repeating this process and moving around and gradually down the prism. Ask them to tie the twine securely at the base.

**4** The young people should then pinch the tips of the branches together to form a shape like a teepee (a cone-shaped tent) and firmly tie them with a piece of twine about 20cm long.

**6** Now for the planting. One plant should be placed in the hole in the ground next to each branch. Then water, wait and watch them grow!



Peer Leadership/Young Leaders could help to choose the right plant, assist with positioning and help tie twine, etc.